



LED Technologies, LLC
DPL™ Therapy
Deep Penetrating Light

**User Guide
and
Operating Manual**

INCLUDES IMPORTANT SAFETY INFORMATION

READ ALL INSTRUCTIONS BEFORE USING THE DEVICE

SAVE THESE INSTRUCTIONS



Index

<u>Item</u>	<u>Page</u>
I. Product Description	3
II. Indication for Use	3
III. Warnings	4
IV. Cautions	5
V. Assembly Instructions	6
VI. Technical Specifications	8
VII. Cleaning Instructions	8
VIII. Instructions for Temporary Relief of Pain	9
IX. Frequently Asked Questions	11
X. Disclaimer	12
XI. Equipment Classification	12
XII. Warning Symbols	13
XIII. Warranty	13
XIV. Arbitration Agreement	14

Thank you for your purchase. We want you to be completely satisfied with the quality and performance of this product. Our goal is to discover new products for your health. We will give great customer service that goes beyond your expectations.

LED Technologies, LLC

I. Product Description

The DPL™ Therapy System is a compact infrared lamp for therapeutic heating. It delivers infrared light to the skin resulting in a safe elevation of the skin temperature for therapeutic effects. The lamps are contained in two separate panels on a desk stand. The panels are detachable for use individually or as a pair on the body. A Velcro strap is used to hold the panels to the body. The product has an automatic 17-minute timed cycle which may be repeated by activating the ON cycle. There are no user settings or adjustments.



II. The DPL™ Therapy System Indications for Use

The LED Technologies, LLC DPL™ Therapy System is intended for the relaxation of muscles and relief of muscle spasms; temporary relief of minor muscle and joint aches, pains and stiffness; temporary relief of minor pain and stiffness associated with arthritis; and to temporarily increase local blood circulation.

DPL™
Deep Penetrating Light

III. Warnings

1. The DPL™ Therapy System is an electrical device. To avoid electrical shock:
 - a. Do not wash unit with water.
 - b. Do not touch the plug or device with wet hands.
 - c. Do not touch unit to wet skin.
 - d. Do not use if cord or plug appears to be damaged.
 - e. Do not use the unit if it has been dropped, damaged, left outdoors, or dropped into water.
 - f. Do not pull, lift, or carry unit by the power cord.
 - g. Do not use the cord as a handle, close a door on the cord, or pull the cord against sharp edges or corners.
 - h. Do not use near heated surfaces.
2. It is required to use the system in a fixed position, by using the velcro strap.
3. Do not operate the unit in areas where flammable or combustible products or vapors may be present. Explosion or fire may occur.
4. Do not allow children to use – this is not a toy. Do not leave small children unattended close to unit.
5. Not to be used by disabled, sleeping or unconscious persons.
6. Do not use the unit on an open wound, as heat may increase circulation and cause bleeding.
7. Do not use over thyroid gland (the neck area) if the user has been diagnosed with or suspects thyroid problems. No clinical data is available to support use for patients with thyroid gland problems.
8. Do not use with liniments, salves or ointments that contain heat-producing ingredients as a skin burn could result.
9. There are no user-serviceable parts inside the unit. Any attempt to open the unit will void the warranty and could lead to serious damage to the unit and/or personal injury to the operator.

IV. Cautions

1. Consult your doctor prior to using, especially if you:
 - a. are pregnant,
 - b. are taking drugs known to cause sensitivity of skin to light,
 - c. have any suspicious or cancerous lesions, and/or
 - d. recently had a steroid injection or use topical steroids.
2. Individuals using aspirin, ibuprofen and other similar drugs for pain or individuals with skin conditions may experience a mild “flare up” of their symptoms and should stop DPL™ therapy.
3. Read all instructions and safety precautions before using the DPL™ Therapy System.
4. Do not use on infants.
5. If you experience discomfort or have a concern about its use, stop use immediately and contact your doctor.
6. Use indoors only.
7. Use only the supplied power supply.
8. Turn off all controls before unplugging unit from the outlet. Unplug from outlet when not in use to void tripping hazards.
9. Do not unplug by pulling the cord. Grasp the plug itself, not the cord, when unplugging from an outlet.

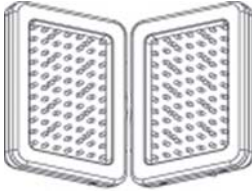
V. ASSEMBLY INSTRUCTIONS

1. Unpack your DPL™ Therapy System.

Your box will include the following:

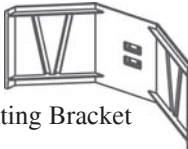
- | | |
|---------------------------|------------------------------------|
| 1. DPL™ System (2 panels) | 5. Velcro Strap |
| 2. DPL™ Stand (3 pieces) | 6. User Guide and Operating Manual |
| 3. Power Supply and Cords | 7. Warranty Card |
| 4. Panel Connector Wire | |

1. DPL™ System (2 panels)



3. Power Supply & Cords

2. DPL™ Stand (3 pieces)



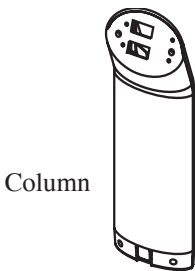
Mounting Bracket



4. Panel Connector Wire



5. Velcro Strap



Column



6. User Guide & Operating Manual



Base



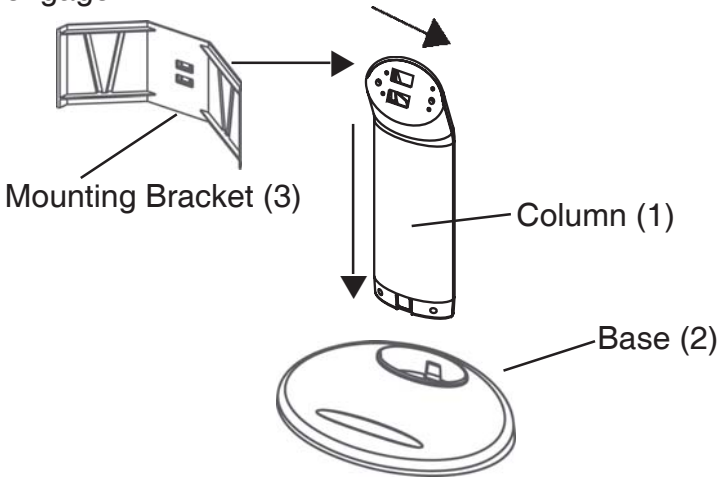
7. Warranty Card

V. ASSEMBLY INSTRUCTIONS (Continued)

2. Assemble Stand (3 pieces).

Insert column (1) into base (2) and seat firmly.

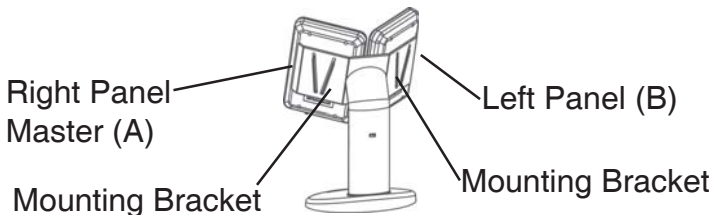
Align Mounting Bracket (3) tabs with two rectangular holes on column. Press firmly against column. Slide to right until tabs engage.



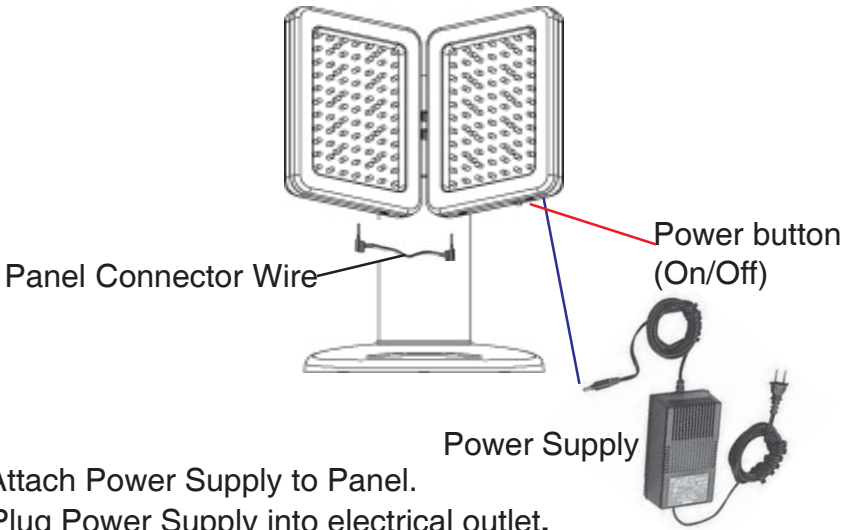
3. Attach DPL™ System panels to stand.

The panels are different. The “Master” panel (A) has 2 plugs and a switch along the bottom edge.

Align tabs and slide Master panel (A) onto right side of Mounting Bracket. Align and slide Left panel (B) onto left side of Mounting Bracket.



4. Attach Panel Connector Wire between Panels.



5. Attach Power Supply to Panel.

6. Plug Power Supply into electrical outlet.

7. Push Power Button to start device.

8. Device will automatically turn off in 17 minutes.

9. To quit before treatment is over, push Power Button again.

VI. Technical Specifications

- ONLY USE SUPPLIED AC Power Supply.
 - Device includes only an on/off switch; all settings are set at the factory.
 - Unplug system when not in use.
 - Inspect power supply cords and all cables for fraying.
 - Inspect LEDs to determine if any are broken.
 - The DPL™ System is NOT user serviceable.
-
- ◆ Operating Temperature: 0°C to +27°C (32°F - 80°F)
 - ◆ Relative Humidity: 85%
 - ◆ Storage Temperature Range: -30°C to +55°C (-22°F to +130°F)
 - ◆ Wavelengths: Infrared LED 880nm, RED LED 660nm ±30
 - ◆ Power: 30 Watts, Range 8-55/mWcm² - maximum output 55/mWcm²

VII. Cleaning Instructions

- Clean the system monthly with rubbing alcohol and cotton cloth.
- Allow alcohol to dry before use.

VIII. Instructions for Temporary Relief of Pain

Dual Panel Use With Strap

1. Remove both panels from stand and place or wrap around desired area.
2. Slip velcro strap through openings on back of panel and fasten around body.
3. Press Power button and release.
 - ◆ You will hear a beep and the lights will come on.
 - ◆ You can only see the red LEDs; the others are in the infrared spectrum and can't be seen with the human eye.
 - ◆ The unit will beep in one minute intervals for a total of seventeen minutes.
4. The unit will automatically turn off at the end of the 17 minute treatment cycle. Device takes 8 minutes to reach target temperature on skin. Total time for treatment is 17 minutes.
5. To quit before treatment is over, push Power Button again.



Single Panel Use With Strap

1. Unplug Panel Connector Wire from Master panel.
2. Slip velcro strap through openings on back of the Master panel and fasten on desired area.
3. Press Power button and release.
4. The unit will automatically turn off at the end of the 17 minute treatment cycle. Device takes 8 minutes to reach target temperature on skin. Total time for treatment is 17 minutes.
5. To quit before treatment is over, push Power Button again.



Recommended Usage: We recommend 2 (17 minutes each) treatments per day.

VIII. Instructions for Temporary Relief of Pain

Dual Panel Use With Stand

1. Place both panels on stand.
2. Attach Panel Connector Wire between panels.
3. Attach Power Supply to Panel.
4. Plug Power Supply into electrical outlet.
5. Press Power Button and release.
6. Place body part (hands, arm etc.) no further than 1/2" from LED panels.
 - ◆ You will hear a beep and the lights will come on.
You can only see the red
 - ◆ LEDs; the others are in the infrared spectrum and can't be seen with the human eye.
The unit will beep in one minute
 - ◆ intervals for a total of seventeen minutes.
7. The unit will automatically turn off at the end of the 17 minute treatment cycle. Device takes 8 minutes to reach target temperature on skin. Total time for treatment is 17 minutes.
8. To quit before treatment is over, push Power Button again.



Recommended Usage: We recommend 2 (17 minutes each) treatments per day.

IX. Frequently Asked Questions: Temporary Relief of Pain

Question: What will I notice during and after treatment?

1. You will feel an increase in warmth in the treated area(s).
2. Different sensations are possible with use of the system depending on the individual.
 - You may feel warmth sensations.
 - You may experience the temporary relief of pain.
 - You may have a greater range of motion.
 - You may feel a calming or soothing effect.

Question: When will I feel better or see some positive results?

You may feel better or experience positive results immediately. Other individuals may have to treat themselves over several days or weeks before noticing results. It is important to remember that we are all unique; no two people are the same. Factors such as age, sex, level of fitness and various physical conditions can affect results.

Question: How often can I use the DPL™ Therapy System?

We recommend 2 (17 minutes each) treatments per day.

Question: Can the DPL™ Therapy System help my (insert your problem)?

DPL™ Therapy can be used for temporary relief of pain by emitting energy in the Near-IR spectrum. It is intended for the relaxation of muscles and relief of muscle spasms; temporary relief of minor muscle and joint aches, pains and stiffness; temporary relief of minor pain and stiffness associated with arthritis; and to temporarily increase local blood circulation.

Question: How close to the skin should I hold the DPL™ System?

For best results the DPL™ should be as close to the skin as possible but no more than 1/2” away from the skin. The LEDs can even touch the skin. Center the panels on the main area of treatment for maximum effectiveness.

IX. Frequently Asked Questions: Temporary Relief of Pain

Question: Why can't I see some of the lights?

They are all on. The LEDs that you cannot see are in the Infra-Red (IR) spectrum, which is not visible light to the human eye.

Question: I have arthritis in my hands. Will I be able to use the system?

The DPL™ System is designed with the arthritis sufferer in mind and can easily be used on the stand for your hands for the temporary relief of pain. The device is also lightweight and easy to hold.

Question: Why do I hear beeps?

The system is made to beep every minute for seventeen minutes and then shut off, giving you an idea of how long you have been using the system.

Question: I have used my system for a couple of days. Why am I still hurting?

Keep in mind that this system is for temporary relief of pain for minor muscle, joint and arthritic discomfort; it is not a miracle drug or pain killer. The system is not intended to replace any current medication prescribed by your physician. Always consult your physician if the pain persists or intensifies. This may be a symptom of other conditions needing immediate attention.

Question: Why doesn't the system get hot?

Some people report that their system gets warm or they feel warmth in their skin, which is normal. The system is designed to emit a comfortable heat range of temperature.

Question: Does it work through clothes?

No.

Question: Will it hurt my eyes?

There are no studies showing any harmful effects to the eyes when using the system. Protective eye wear is not required.

X. DISCLAIMER

This product is not intended to diagnose, cure or prevent disease. LED Technologies, LLC makes no claims, representations or warranties regarding the ability of this product to cure any physical, skin, or mental conditions. A qualified health professional should be consulted with regard to any condition requiring medical attention.

XI. Equipment Classification

- Type BF Patient Applied Part
- Ordinary Equipment (not protected against harmful ingress of moisture)
- Equipment not suitable for use with flammable anesthetics
- Complies to EMC Standard IEC 60601-1-2
- Complies to Medical Electrical Equipment Safety Standard 60601-1-1

XII. Warning Symbols



Attention -
Consult Accompanying
Documents

The operator must read, understand, and follow all instructions in the accompanying documents including all warnings, cautions, and precautions before using the medical device.



Type BF Equipment

This symbol indicates that the patient applied part is Type BF (floating from electrical ground), which offers a specific level of safety.



Standby/On

This symbol indicates that the switch electronically cycles the DC power On and Off for part of the equipment.
Note: To disconnect the power, unplug from electrical outlet.

XIII. WARRANTY

LED Technologies, LLC warrants that your product (The DPL™ Therapy System) will be free from defects in materials and workmanship for one year from the date of purchase by the original owner. This warranty covers the original purchaser only and is not assignable or transferable to another party.



XIV. Arbitration Agreement

THIS ARBITRATION AGREEMENT AFFECTS YOUR LEGAL RIGHTS AND REMEDIES BY PROVIDING THAT DISPUTES BETWEEN YOU AND LED TECHNOLOGIES, LLC MUST BE RESOLVED THROUGH BINDING ARBITRATION, RATHER THAN IN A COURT. PLEASE READ THIS AGREEMENT CAREFULLY. YOU WILL ACCEPT THE TERMS OF THIS AGREEMENT BY RETAINING THE PRODUCT(S) SHIPPED IN CONNECTION WITH THIS AGREEMENT (THE PRODUCT) FOR MORE THAN FOURTEEN (14) DAYS AFTER RECEIPT. IF YOU DO NOT AGREE TO THE TERMS OF THIS AGREEMENT, YOU MAY RETURN THE PRODUCT TO LED TECHNOLOGIES, LLC WITHIN FOURTEEN (14) DAYS OF RECEIPT FOR A FULL REFUND.

1. RESOLUTION OF CLAIMS OR DISPUTES

Any claim or disputes between you and LED Technologies, LLC (or any of LED Technologies, LLC's subsidiaries or affiliates) arising out of or relating in any way to the Product or this Agreement shall be resolved through final, binding arbitration. This arbitration obligation applies regardless of whether the claim or dispute involves a tort, fraud, misrepresentation, product liability, negligence, violation of a statute, or any other legal theory. Both you and LED Technologies, LLC specifically acknowledge and agree that you waive your right to bring a lawsuit based on such claims or disputes and to have such lawsuit resolved by a judge or jury.

2. LIMITATION OF LEGAL REMEDIES

All arbitration under this Agreement shall be conducted on an individual (and not a class-wide) basis, and an arbitration shall have no authority to award class-action relief. You acknowledge and agree that this Agreement specifically prohibits you from commencing arbitration proceedings as a representative of others or joining in any arbitration proceedings brought by any other person.

3. ARBITRATION PROCEDURES

- a. Before commencing any arbitration proceedings under this Agreement, you must first present the claim or dispute to LED Technologies, LLC by calling 1-800-808-4086 and asking for the Legal Department and allowing LED Technologies, LLC the opportunity to resolve the claim or dispute. If your claim or dispute is not resolved within sixty (60) days, you may commence arbitration proceedings in accordance with the terms of this Agreement.
- b. The arbitration of any claim or dispute under this Agreement shall be conducted pursuant to the American Arbitration Association's ("AAA") United States Commercial Dispute Resolution Procedures and Supplementary Procedures for Consumer-Related disputes. These rules and procedures are available by calling AAA or by visiting their web site at www.ard.org.
- c. The arbitration of any claim or dispute under this Agreement shall be conducted in the State of Colorado.
- d. All administrative expenses of arbitration proceedings commenced under this Agreement shall be divided equally between you and LED Technologies, LLC. Both parties shall be responsible for administrative expenses in accordance with the Commercial Fee Schedule provided by the AAA. You acknowledge and agree that each party shall pay the fees and costs of its own counsel, experts and witnesses.

4. CHOICE OF LAW

This Agreement shall be governed by the United States Federal Arbitration Act and the laws of the state of Colorado.

5. SEVERABILITY

If any provision of the Agreement is declared or found to be unlawful, unenforceable or void, such provision will be ineffective only to the extent that it is found unlawful, unenforceable or void and the remainder of the provision and all other provisions shall remain fully enforceable.



LED Technologies, LLC
DPL™ Therapy
Deep Penetrating Light



LED Technologies, LLC